

Questions on 7.8 HW?

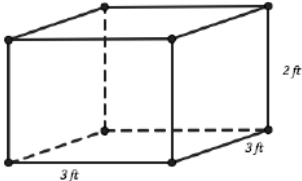
SM2 - Module 7 SE.pdf - Adobe Acrobat Reader DC

File Edit View Window Help

Home Tools Ztable.pdf SM2 - Module 7 SE... x

45 / 57 125%

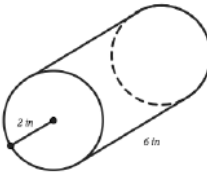
Find the volume and surface area for the 3-dimensional shapes below.



a. Volume =

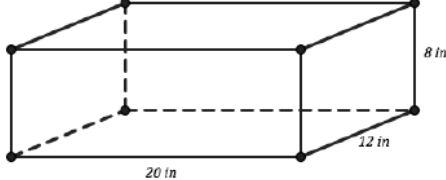
b. Surface Area =

2.



a. Volume = $\pi r^2 \cdot h = 75.4 \text{ in}^3$

b. Surface Area = $2\pi r \cdot h + 2\pi r^2 = 24\pi + 8\pi = 32\pi \approx 100.5 \text{ in}^2$



a. Volume =

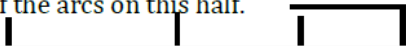
b. Surface Area =

et

opic: Radians

Below are circles of radius 1, 2, 3, and 4 units. Each of them has a diameter drawn that cuts them into two equal sectors. Find the arc length of one half of each of these circles. Then find the radian measure of the arc length for each one.

Find the length of the arcs on this half.



SM2 - Module 7 SE.pdf - Adobe Acrobat Reader DC

File Edit View Window Help

Home Tools Ztable.pdf SM2 - Module 7 SE... x

45 / 57 125%

Set
Topic: Radians

4. Below are circles of radius 1, 2, 3, and 4 units. Each of them has a diameter drawn that cuts them into two equal sectors. Find the arc length of one half of each of these circles. Then find the radian measure of the arc length for each one.

Find the length of the arcs on this half.

Radius	Length of arc for half the circle	Radian measure of half the circle
1		
2		
3		
4		

© 2013 MATHEMATICS VISION PROJECT | MVP
In partnership with the Utah State Office of Education
Licensed under the Creative Commons Attribution-NonCommercial-ShareAlike 3.0 Unported license

5. There are three circles below each with a different radius. The same size angle 45° has been used to create a sector in each circle. Fill in the table with the length of the arc measure for the sector, the radian measure and the area of the sector.

Radius	Length of arc	Radians	Area of sector
10	$\frac{45}{360} (2\pi 10) = 7.85 \text{ units}$		$\frac{45}{360} (\pi 10^2) = 39.3 \text{ units}^2$
20			
30			

SM2 - Module 7 SE.pdf - Adobe Acrobat Reader DC
File Edit View Window Help
Home Tools Ztable.pdf SM2 - Module 7 SE... x
47 / 57 125%
8. Find the arc length of arc GH.
9. Find the arc length of arc RX.
10. Find the area of the small sector in circle F.
11. Find the area of the small sector in circle T.
12. The Radian measure of the 135° sector in each circle.

$$\frac{135}{360} (\pi 6^2) = 42.1 \text{ cm}^2$$

7.9 Rays and Radians

A Solidify and Practice Understanding Task

In the previous task, *Madison's Round Garden*, Madison found a new way to measure angles. Apparently Madison was not the first person to have this idea of measuring an angle in terms of arc length, but once she was aware of it she decided to examine it further.



Here are some of Madison's questions. See if you can answer them.

Converting degrees to radians, multiply by $\frac{\pi}{180}$.

1. Since a 40° angle measures 0.698 radians (to the nearest thousandth), a 50° angle measures 0.873 radians, and a 60° angle measures 1.047 radians, what angle, measured in degrees, measures 1.000 radian?

$$\frac{40^\circ}{1} \cdot \frac{\pi}{180^\circ} = \frac{40\pi}{180} \text{ radians} = 0.698 \text{ radians}$$

$$50^\circ \cdot \frac{\pi}{180^\circ} = \frac{50\pi}{180} \text{ radians} = 0.873 \text{ radians}$$

2. A circle measures 360° . How many radians is that?

$$360^\circ \cdot \frac{\pi}{180^\circ} = \frac{360\pi}{180} = 2\pi = 6.28 \text{ radians}$$

3. The formula Madison has been using to calculate radian measurement for an angle that measures n° on a circle of radius r is $\frac{n^\circ}{360^\circ} (2\pi r) = x$ radians.

Is there a simpler formula for converting degree measurement to radian measurement?

Yes, $\theta \cdot \frac{\pi}{180^\circ} = \underline{r}$ radians

or $n^\circ \cdot \frac{\pi}{180^\circ} = \underline{r}$ radians

4. What formula might you use to convert radian measurement back to degrees?

$$r \cdot \frac{180^\circ}{\pi} = \theta \text{ degrees}$$

$$r \cdot \frac{180^\circ}{\pi} = n^\circ$$

Madison is so excited about radian measurement she decides to learn more about it by going online. At <http://en.wikipedia.org/wiki/Radian> she finds this statement: *An arc of a circle with the same length as the radius of that circle corresponds to an angle of 1 radian. A full circle corresponds to an angle of 2π radians.*

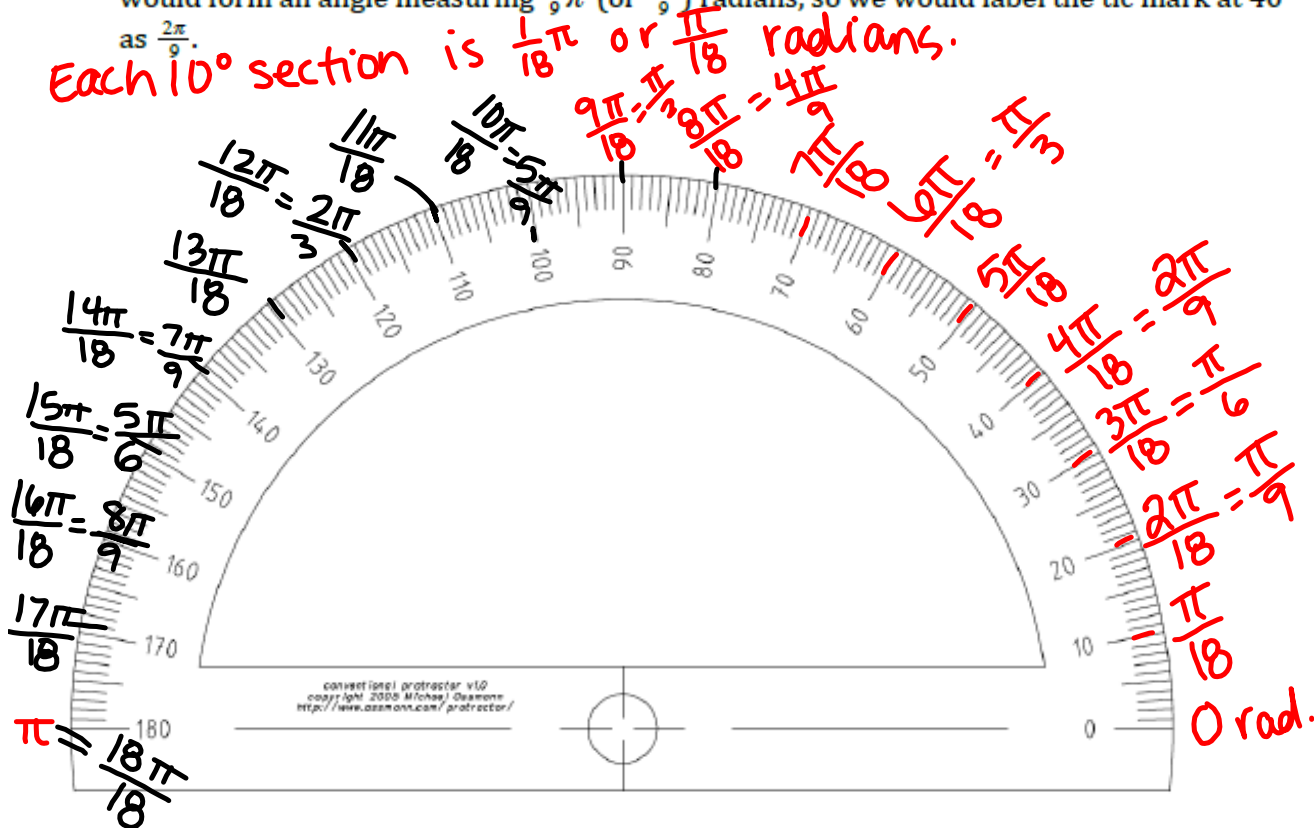
5. Why is the first sentence in this statement true?

6. Why is the second sentence in this statement true?

Madison finds this idea of writing radian measurement in terms of π appealing. Since a circle measures 2π radians, she reasons that half of a circle, 180° , would measure π radians; and that a quarter of a turn, a right angle, would measure $\frac{\pi}{2}$ radians. Suddenly Madison realizes that while she has been deep in thought thinking about this new idea, she has been fiddling with her protractor. Now her attention focuses on this tool for measuring angles.

Like Madison, you have probably used a protractor to measure angles. A protractor is usually marked to measure angles in degrees. Madison decides she would like to create a protractor to measure angles in radians.

7. Label the following protractor in radians, using fractions involving π . You should label every 10° from 0° to 180° . For example, rays passing through the 0° and 40° angle mark would form an angle measuring $\frac{2}{9}\pi$ (or $\frac{2\pi}{9}$) radians, so we would label the tic mark at 40° as $\frac{2\pi}{9}$.



Homework

Finish 7.9 "Ready, Set, Go"