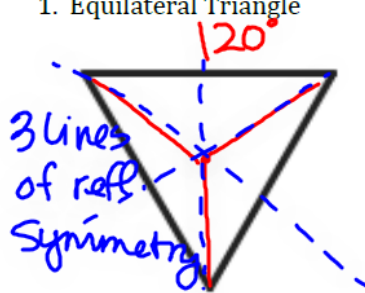

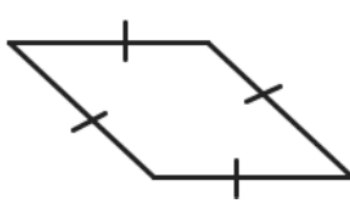





Questions on 7.3 HW?

SM2 - Module 7 SE.pdf - Adobe Acrobat Reader DC  
File Edit View Window Help  
Home Tools SM2 - Module 7 SE... x  
19 / 57 125%

**Determine the angles of rotational symmetry and the number of lines of reflective symmetry for each of the polygons below.**

1. Equilateral Triangle  
  
3 lines of refl. symmetry  
120°
2. Rectangle  

3. Rhombus  

4. Regular Hexagon  

5. Square  

6. Decagon  


8.50 x 11.00 in


SM2 - Module 7 SE.pdf - Adobe Acrobat Reader DC

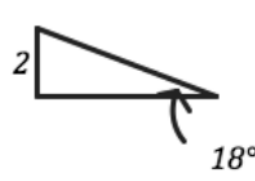
File Edit View Window Help

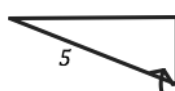
Home Tools SM2 - Module 7 SE... x


19 / 57 125%

**Solve each right triangle, give the missing angles and sides.**

7. 

8. 

9. 

10. 

Handwritten notes for problem 10:

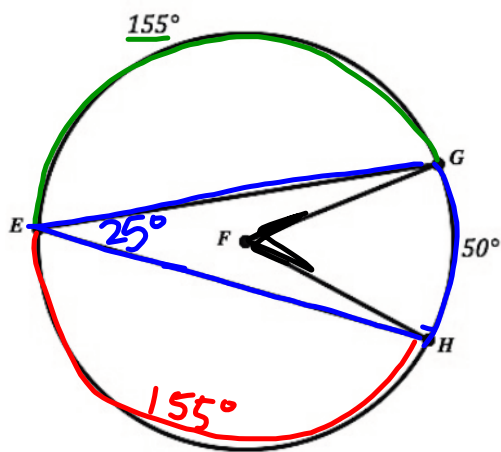
- $a^2 + 8^2 = 10^2$
- $a^2 + 64 = 100$
- $\sqrt{a^2} = \sqrt{36}$
- $c \quad a = 6$
- $140 - 90 = 50$
- $53.4^\circ$
- $\tan A = \frac{6}{8}$
- $A = \tan^{-1}(\frac{6}{8})$
- $A = 36.9^\circ$

© 2013 MATHEMATICS VISION PROJECT | M V P  
 In partnership with the Utah State Office of Education  
 Licensed under the Creative Commons Attribution-NonCommercial-ShareAlike 3.0 Unported license

Circles: a Geometric Perspective | 7.3

8.50 x 11.00 in

13.  $\odot F$



$$m\widehat{EH} = 360 - 50 - 155 = 155^\circ$$

a.  $m\widehat{EG} = 155^\circ$

b.  $m\widehat{EHG} = 155 + 50 = 205^\circ$

$m\angle GEH = \frac{1}{2} \cdot 50 = 25^\circ$

$m\angle GFH = 50^\circ$

14.  $\odot M$  with

a.  $NK =$

b.  $m\widehat{NLK} =$

c.  $m\widehat{NJK} =$

d.  $m\angle NLK =$

e.  $m\widehat{KL} =$

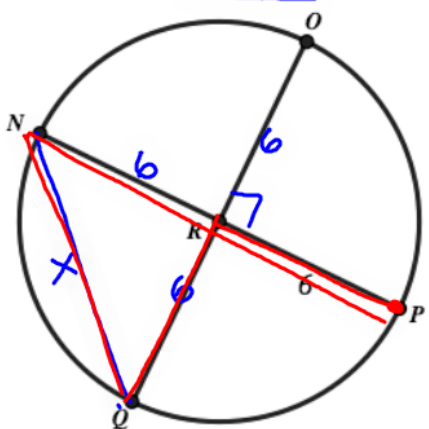
f.  $m\widehat{NL} =$

15. How can a triangle be used to show the connection between measure of the arc it intercepts? What is true about the angle m-

SM2 - Module 7 SE.pdf - Adobe Acrobat Reader DC  
 File Edit View Window Help  
 Home Tools SM2 - Module 7 SE... x  
 21 / 57 125%

**Use what you know about finding circumference,  $C=2\pi r$  and Area,  $A=\pi r^2$  for circles to find the indicated distances and areas below.**

16.  $\odot R$  is cut by two diameters that are perpendicular to each other.




a. Find the distance to walk along arc NQ  
 $6^2 + 6^2 = x^2$

b. Find the area inside one of the four sectors  
 $\frac{1}{4} \cdot \pi (6)^2 = \frac{1}{4} \cdot 36 \cdot \pi = 9\pi$

c. Find the distance to walk along the following path:  
 Start at point P and go to R then to Q and over to N then back to P.  
 $6 + 6 + x + 6 + 6 = \underline{\hspace{2cm}}$

17.  $\odot S$  is cut by three diameters that create equal angles at the center of the circle.



a. Find the distance to walk along arc UT

8.50 x 11.00 in

# 7.4 Planning the Gazebo

## A Develop Understanding Task

all sides are  $\cong$   
all interior  $\angle$ s are  $\cong$

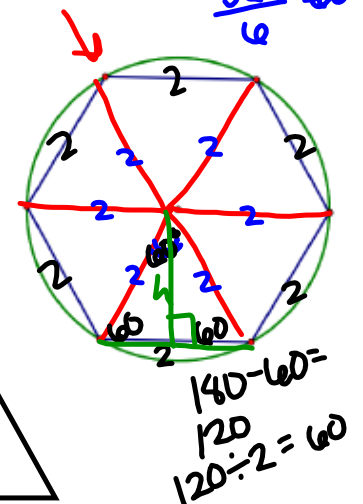
Zac is using his knowledge of geometry to design a gazebo for his family's back yard. The gazebo will be in the shape of a regular polygon. As part of his design, Zac will need to calculate several things so his parents can purchase the right amount of wood for the construction. For example, Zac will need to calculate the perimeter of the gazebo so he can order enough railing to surround it; he will need to calculate the area of the floor of the gazebo so he can order enough planks to lay it; and, he will need to calculate the surface area of the pyramid which forms the roof that will cover it. The problem is, his parents keep changing their minds about what shape they would like the gazebo be—a hexagon, an octagon, a decagon, a dodecagon, or even some other type of  $n$ -gon.



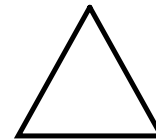
From his work in Mathematics I with *Symmetries of Regular Polygons*, Zac knows that all regular polygons are cyclic—that is, every regular polygon can be inscribed in a circle. Zac is wondering if he can use this property of regular polygons to help him find their perimeter and area.

central  $\angle$ s:  
 $\frac{360}{6} = 60$

For his first attempt at creating a scale drawing of the gazebo, Zac has inscribed a regular hexagon inside a circle with a radius of 2 inches. He is wondering if this is enough information to find the perimeter of this hexagon and the area it encloses.



- To get started with the task of finding the perimeter of this hexagon, Zac decides to write down what he already knows about this figure. Decide if you agree or disagree with each of his statements, and explain why. You will want to add features to the diagram to illustrate Zac's comments.



What Zac thinks he knows:	Do you agree or disagree? Explain why.
Two radii drawn to two consecutive vertices of the regular hexagon form a central angle whose measure can be found based on the rotational symmetry of the figure.	Yes, we have $60^\circ$ rotational symmetry with a regular hexagon.
The hexagon can be decomposed into 6 congruent isosceles triangles.	Yes, but more specifically the 6 $\Delta$ s are equilateral.
The length of the altitudes of each of these 6 congruent triangles (the altitude drawn from the vertex of the triangle which is located at the center of the circle) can be found using trigonometry.	Yes, we can use $\sin 60 = \frac{h}{2}$

The length of the sides of the triangle that form chords of the circle can be found using trigonometry.	Yes we can use trig to find it.
---	---------------------------------

2. Based on what you and Zac know, find the perimeter of the hexagon that he inscribed in the circle with a radius of 2 inches. Illustrate and describe your strategy so someone else can follow it.

$$2 \cdot 6 = 12 \text{ inches}$$

3. Now find the area of the hexagon that Zac inscribed in the circle with a radius of 2 inches. Illustrate and describe your strategy so someone else can follow it.

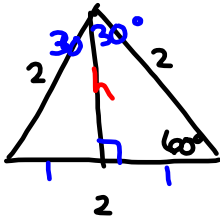
$$A = \frac{bh}{2}$$

$$2 \cdot \sin 60 = \frac{h}{2} \cdot 2$$

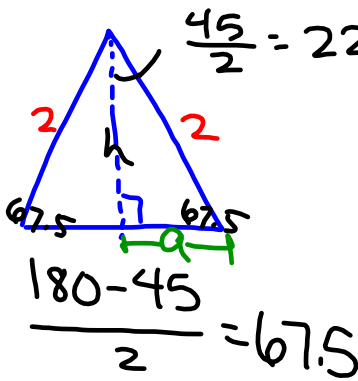
$$2 \cdot \sin 60 = h$$

$$\underline{1.73 = h}$$

$$\text{Area of Hexagon: } 6 \left( \frac{2 \cdot 1.73}{2} \right) = 10.38 \text{ in}^2$$



4. What if Zac had inscribed an octagon inside the circle of radius 2 instead of a hexagon? Modify your strategy to find the perimeter and area of the octagon.



$$\frac{45}{2} = 22.5^\circ$$

$$2 \cdot \cos 22.5 = \frac{h}{2} \cdot 2$$

$$2 \cdot \cos 22.5 = h$$

$$\underline{1.85 = h}$$

$$2 \cdot \sin 22.5 = \frac{a}{2} \cdot 2$$

$$2 \cdot \sin 22.5 = a$$

$$\underline{0.77 = a}$$

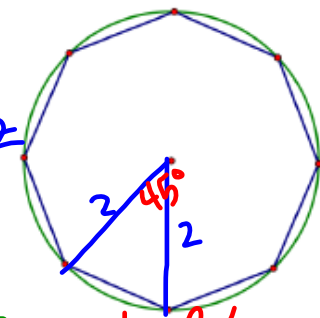
$$\text{base} = 2(0.77)$$

$$1.53 = \text{base}$$

Perimeter:

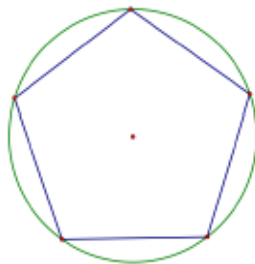
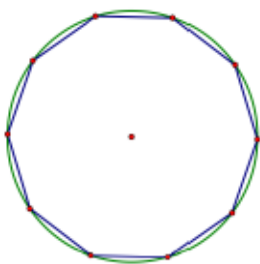
$$8(1.53) = 12.24 \text{ inches}$$

$$\text{Area: } 8 \left( \frac{1.53(1.85)}{2} \right) = 11.32 \text{ in}^2$$



$$\text{Central } \angle = \frac{360}{8} =$$

5. Modify your strategy to find the perimeter and area of any regular  $n$ -gon inscribed in a circle of any given radius.



Homework

Finish 7.4 "Ready, Set, Go"