

Questions on 5.7 HW?

Ready, Set, Go!



©2013 www.flickr.com/photos/unrulyjulie

Ready

Topic: Constructing perpendicular bisectors and angle bisectors

Use a compass and a straightedge to bisect the following line segments.

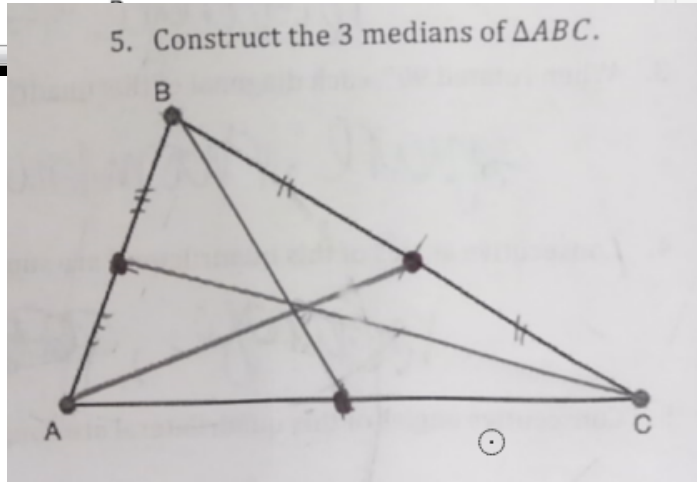
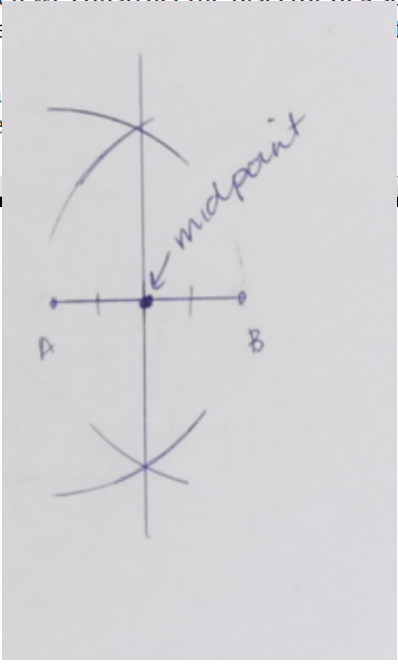


3. When we construct the bisector of a segment, we are also constructing the perpendicular bisector. Is it always a perpendicular line?

4. Con
The

5. Construct the 3 medians of ΔABC .

8.50 x 11.00 in



SM2 - Module 5 SE.pdf - Adobe Acrobat Reader DC

File Edit View Window Help

Home Tools SM2 - Module 5 SE... x

40 / 47 125%

Determine whether each quadrilateral is a parallelogram. Write YES if it is. If it is NOT a parallelogram, make a sketch of a quadrilateral that has the given features.

- 1 pair of opposite sides is parallel and it has 2 consecutive right angles
- The quadrilateral has 4 right angles.
- 1 pair of opposite sides is parallel and congruent
- 1 pair of opposite sides is parallel. The other pair of opposite sides is congruent.
- Consecutive angles are supplementary.
- The diagonals are perpendicular.
- The flowchart on the right has the most general 4-sided polygon at the top and the most specific one at the bottom. Around each box, write in the details that make the specific quadrilateral unique.

Explain why the arrows point up instead of down.

```

    graph TD
      Q[QUADRILATERALS] --> P[PARALLELOGRAMS]
      P --> R[RECTANGLES]
      P --> Rh[RHOMBI]
      R --> B[ ]
      Rh --> B
      style B fill:none,stroke:none
  
```

Handwritten blue notes:

- Next to item 11: *Yes*
- Next to item 12: *Yes*
- A hand-drawn blue sketch of a rectangle with arrows on opposite sides indicating parallelism and tick marks on opposite sides indicating congruence.

SM2 - Module 5 SE.pdf - Adobe Acrobat Reader DC


File Edit View Window Help

Home Tools SM2 - Module 5 SE... x

41 / 47 125%

State whether each statement is true or false. If it is false, explain why or rewrite the statement to make it true.

- If a triangle is equilateral, then the median and the altitude are the same segments.
- The perpendicular bisectors of the sides of a triangle also bisect the angles.
- Some of the angles in a triangle equal 180° . *All 3*
- F* An altitude of a triangle may fall on the exterior of the triangle.
- The 3rd angle in a triangle is always the supplement to the sum of the other 2 angles.
- In a right triangle, the 2 acute angles are always complementary.
- All squares are also rectangles.
- F* A rhombus is always a square. *sometimes*
- If a figure is a trapezoid, then it is also a parallelogram.
- The diagonals of a rectangle bisect the angles.
- F* A parallelogram can have *2* obtuse angles.
- The figure made by two pair of intersecting parallel lines is always a parallelogram.



8.50 x 11.00 in

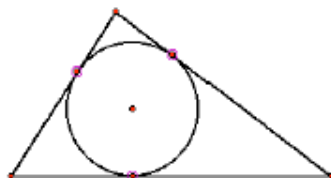
5.8 Centers of a Triangle

A Practice Understanding Task

Kolton, Kevin and Kara have been asked by their fathers to help them solve some interesting geometry problems.

Problem 1

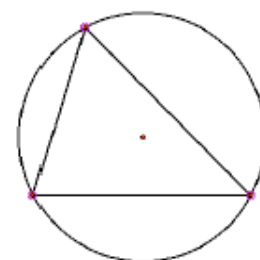
Kolton's father installs sprinkling systems for farmers. The systems he installs are called "Center Pivot Irrigation Systems" since the sprinklers are on a long pipe that rotates on wheels around a center point, watering a circular region of crops. You may have seen such "crop circles" from an airplane.



Sometimes Kolton's father has to install sprinkler systems on triangular shaped pieces of land. He wants to be able to locate the "pivot point" in the triangular field so the circle being watered will touch each of the three fences that form the boundaries of the field. He has asked for Kolton's help with this problem, since Kolton is currently studying geometry in high school.

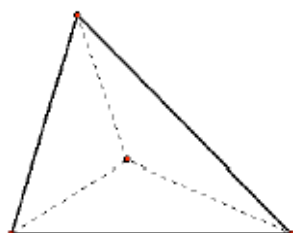
Problem 2

Kara's father installs cell towers. Since phone signals bounce from tower to tower, they have to be carefully located. Sometimes Kara's father needs to locate a new tower so that it is equidistant from three existing towers. He thinks of the three towers that are already in place as the vertices of a triangle, and he needs to be able to find a point in this triangle where he might locate the new tower so that it is equidistant from the other three. He has asked Kara to help him with this problem since she is also studying geometry in school.




Problem 3

Kevin's father is an artist and has been commissioned by the city to build an art project in the park. His proposal consists of several large pyramids with different shaped triangles balanced on the

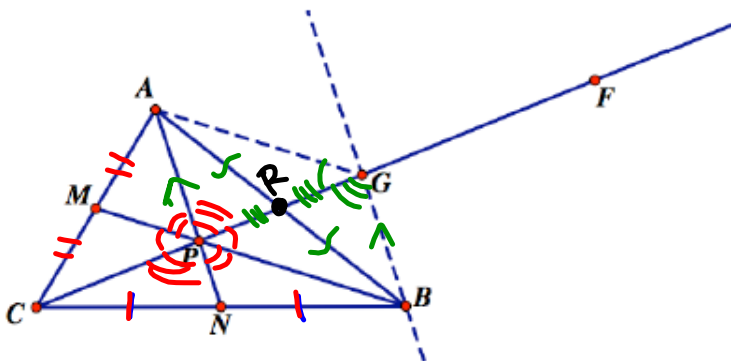


vertex points of the pyramids. Kevin's father needs to be able to find the point inside of a triangle that he calls "the balancing point." He has asked Kevin to use his knowledge of geometry to help him solve this problem.



Kolton, Kevin and Kara's geometry teacher has suggested they try locating points in the interior of triangles where medians, altitudes, angle bisectors, or perpendicular bisectors of the sides intersect.

1. Try out the experiment suggested by the students' geometry teacher. Which set of line segments seem to locate a point in the triangle that best meets the needs of each of their fathers?
2. Kolton, Kevin and Kara have noticed something interesting about these sets of line segments. To their surprise, they notice that all three medians of a triangle intersect at a common point. Likewise, the three altitudes also intersect at a common point. So do the three angle bisectors, and the three bisectors of the sides. They think their fathers will find this interesting, but they want to make sure these observations are true for all triangles, not just for the ones they have been experimenting on. The diagrams and notes below suggest how each is thinking about the proof they want to show his or her father. Use these notes and diagrams to write a convincing proof.



Kevin's Notes

*medians
intersect -
CENTROID*

What I did to create this diagram:

Point M is the midpoint of side AC , and point N is the midpoint of side CB .

Therefore, \overline{AN} and \overline{BM} are medians of the triangle. I then drew ray CF through point P , the intersection of the

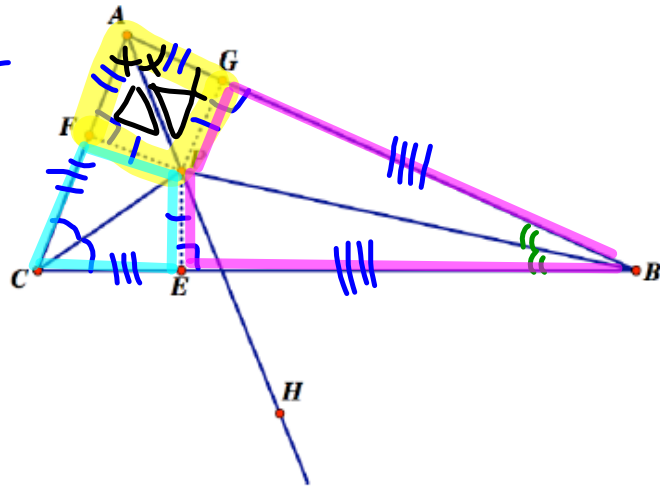
two medians. My question is, "Does this ray contain the third median?" So, I need to find a way to answer that question. As I was thinking about this, I thought I could visualize a parallelogram with its diagonals, so I drew line GB to be parallel to median AN , and then connected vertex A to point G on the ray. Quadrilateral $AGBP$ looks like a parallelogram, but I'm not so sure. And I am wondering if that will help me with my question about the third median. What do you think?

$\overline{AR} \cong \overline{BR}$ because diagonals of parallelogram bisect one another

Kolton's Notes

What I did to create this diagram: **Incenter**

I constructed the angle bisectors of angle ACB and angle ABC . They intersected at point P . So I wouldn't get confused by so many lines in my diagram, I erased the rays that formed the angle bisectors past their point of intersection. I then drew ray AH through point P , the point of intersection of the two angle bisectors. My question is, "Does this ray bisect angle CAB ?" While I was thinking about this question, I noticed that I had created three smaller triangles in the interior of the original triangle. I constructed the altitudes of these three triangles (they are drawn as dotted lines). When I added the dotted lines, I started seeing kites in my picture. I'm wondering if thinking about the smaller triangles or the kites might help me prove that ray AH bisects angle CAB .

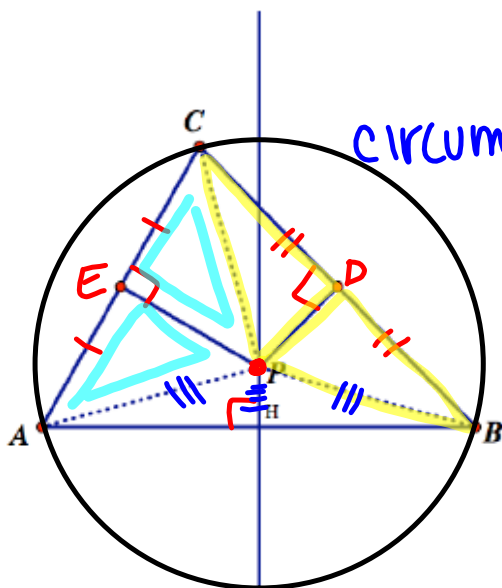


\vec{AH} bisects $\angle CAB$, because we have $\triangle PFA \cong \triangle PGA$ by SAS \cong .

Kara's Notes

What I did to create this diagram:

I constructed the perpendicular bisectors of side AC and side BC . They intersected at point P . So I wouldn't get confused by so many lines in my diagram, I erased the rays that formed the perpendicular bisectors past their point of intersection. I then constructed a line perpendicular to side AB through point P , the point of intersection of the two perpendicular bisectors. I named the point where this line intersected side AB point H . My question is,



"Does this perpendicular line also bisect side AB ?" While I was thinking about this question, I noticed that I had created some quadrilaterals in the interior of the original triangle. Since quadrilaterals in general don't have a lot of interesting properties, I decided to make some triangles by dotting in line segments drawn from P to each of the vertices of the original triangle. I'm wondering if thinking about these smaller triangles might help me prove that line PH bisects side AB .

$\triangle CDP \cong \triangle BDP$ (SAS)
 $\triangle CEP \cong \triangle AEP$ (SAS)

$\overline{AP} \cong \overline{BP} \cong \overline{CP}$
 $\triangle APH \cong \triangle BPH$ (Hypotenuse-Leg Thm)

Homework

Finish 5.8 "Ready, Set, Go"