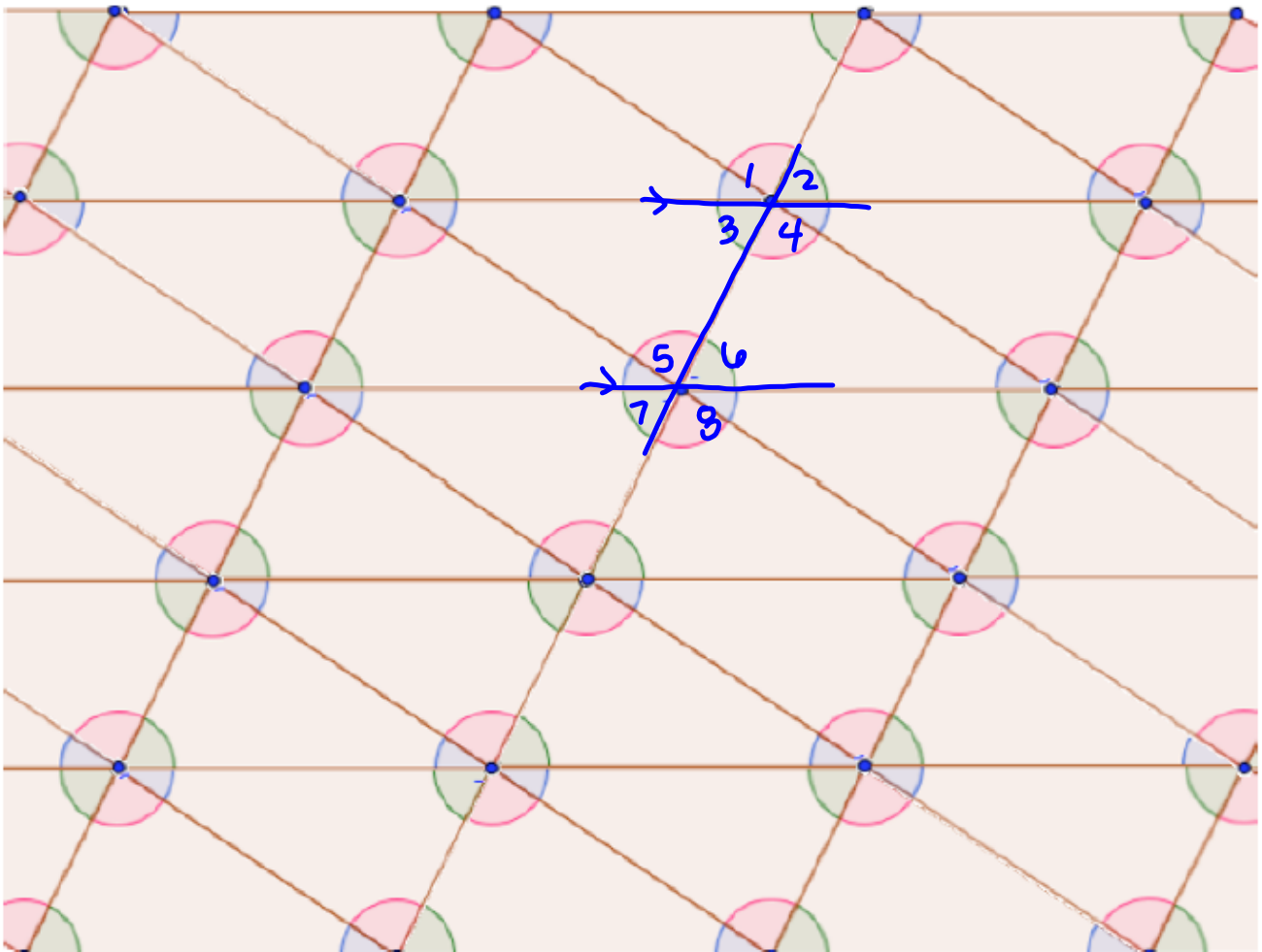



Questions on 5.5 HW?

5.5 Conjectures and Proof

A Practice Understanding Task

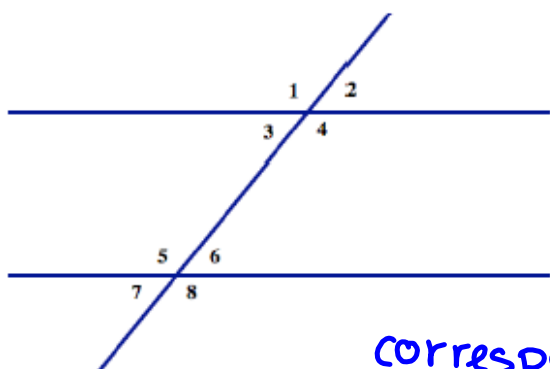
The diagram from *How Do You Know That?* has been extended by repeatedly rotating the image triangles around the midpoints of their sides to form a tessellation of the plane, as shown below.



Using this diagram, we will make some conjectures about lines, angles and triangles and then write proofs to convince ourselves that our conjectures are always true.

Parallel Lines Cut By a Transversal

When a line intersects two or more other lines, the line is called a *transversal* line. When the other lines are parallel to each other, some special angle relationships are formed. To identify these relationships, we give names to particular pairs of angles formed when lines are crossed (or cut) by a transversal. In the diagram below, $\angle 1$ and $\angle 5$ are called *corresponding angles*, $\angle 3$ and $\angle 6$ are called *alternate interior angles*, and $\angle 4$ and $\angle 6$ are called *same side interior angles*.



Examine the tessellation diagram above, looking for places where parallel lines are crossed by a transversal line.

Based on several examples of parallel lines and transversals in the diagram, write some conjectures about corresponding angles, alternate interior angles and same side interior angles.

corresponding \angle s: $\angle 1 \cong \angle 5$, $\angle 2 \cong \angle 6$,
 \hookrightarrow congruent! $\angle 3 \cong \angle 7$, $\angle 4 \cong \angle 8$

My conjectures:

alternate interior \angle s: $\angle 3 \cong \angle 6$, $\angle 4 \cong \angle 5$
 \hookrightarrow congruent!

same side interior \angle s: $\angle 4 \angle 6$, $\angle 3 \angle 5$
 \hookrightarrow supplementary (add up to 180°)

Proving Our Conjectures

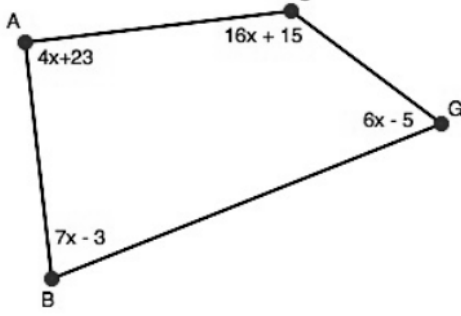
For each of the conjectures you wrote above, write a proof that will convince you and others that the conjecture is always true. You can use ideas about transformations, linear pairs, congruent triangle criteria, etc. to support your arguments. A good way to start is to write down everything you know in a flow diagram, and then identify which statements you might use to make your case.

SM2 - Module 5 SE.pdf - Adobe Acrobat Reader DC

File Edit View Window Help

Home Tools SM2 - Module 5 SE... x

30 / 47 140%



2. Find the measure of x in quadrilateral $ABGC$.

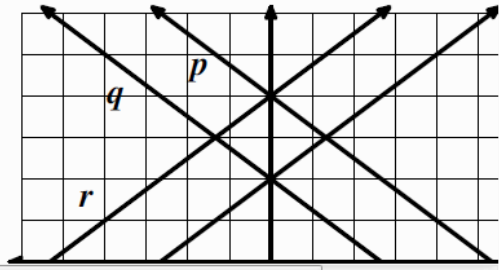
$$4x + 23 + 16x + 15 + 6x - 5 + 7x - 3 = 360$$

Match the equation with the correct line in the graph of lines p , q , r , and s .

3. $y = \frac{3}{4}x + 2$

4. $y = -\frac{3}{4}x + 2$

5. $y = \frac{3}{4}x + 4$



8.50 x 11.00 in

SM2 - Module 5 SE.pdf - Adobe Acrobat Reader DC

File Edit View Window Help

Home Tools SM2 - Module 5 SE... x

30 / 47 140%

Match the equation with the correct line in the graph of lines p , q , r , and s .

- $y = \frac{3}{4}x + 2$
- $y = -\frac{3}{4}x + 2$
- $y = \frac{3}{4}x + 4$
- $y = -\frac{3}{4}x + 4$
- Describe the shape made by the intersection of the 4 lines. List as many observations as you can about the shape and its features.
rhombus

© 2013 MATHEMATICS VISION PROJECT | MVP
In partnership with the Utah State Office of Education


8.50 x 11.00 in

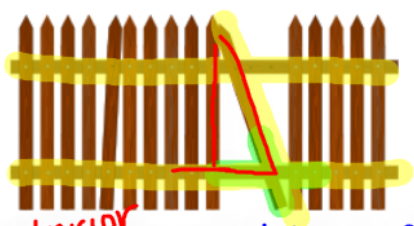
SM2 - Module 5 SE.pdf - Adobe Acrobat Reader DC


File Edit View Window Help

Home Tools SM2 - Module 5 SE... x

31 / 47 140%

11. 

12. 
exterior \angle of a \triangle parallel lines cut by a transversal vertical angles

13. 

8.50 x 11.00 in

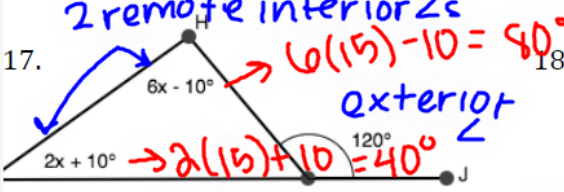
SM2 - Module 5 SE.pdf - Adobe Acrobat Reader DC

File Edit View Window Help

Home Tools SM2 - Module 5 SE... x

32 / 47 140%

Find the value of the 2 remote interior angles in the figures below.

17. 

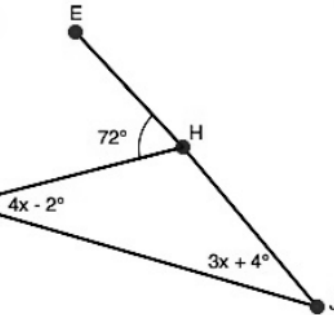
 $2x + 10^\circ \rightarrow 2(15) + 10 = 40^\circ$

 $6x - 10^\circ \rightarrow 6(15) - 10 = 80^\circ$

 $120 = 2x + 10 + 6x - 10$

 $120 = 8x$

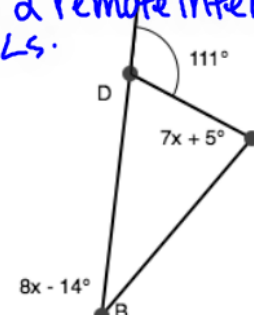
 $15 = x$

18. 

 72°

 $4x - 2^\circ$

 $3x + 4^\circ$

19. 

 111°

 $7x + 5^\circ$

 $8x - 14^\circ$

Exterior \angle in a $\Delta =$ sum of the 2 remote interior \angle s.

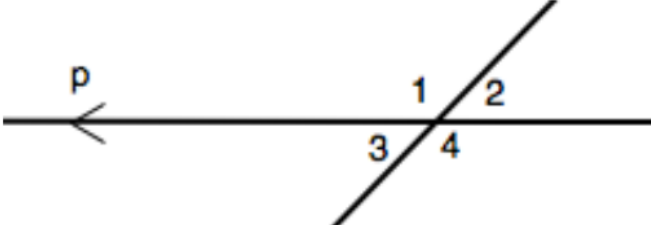
Indicate whether each pair of angles is *congruent* or *supplementary* by trusting how they look. Lines p and q are parallel.

20. $\angle 5$ and $\angle 8$

21. $\angle 2$ and $\angle 6$

22. $\angle 2$ and $\angle 8$

23. $\angle 4$ and $\angle 6$



SM2 - Module 5 SE.pdf - Adobe Acrobat Reader DC

File Edit View Window Help

Home Tools SM2 - Module 5 SE... x

32 / 47 140%

Indicate whether each pair of angles is *congruent* or *supplementary* by trusting how they look. Lines p and q are parallel.

20. $\angle 5$ and $\angle 8$ *vertical \angle s*
 \cong

21. $\angle 2$ and $\angle 6$

22. $\angle 2$ and $\angle 8$

23. $\angle 4$ and $\angle 6$

24. $\angle 3$ and $\angle 5$

25. $\angle 1$ and $\angle 3$

Go

Topic: Complementary and supplementary angles.

8.50 x 11.00 in

SM2 - Module 5 SE.pdf - Adobe Acrobat Reader DC

File Edit View Window Help

Home Tools SM2 - Module 5 SE... x

32 / 47 140%

Go

Topic: Complementary and supplementary angles.

Find the complement and the supplement of the given angles. It is possible for the complement or supplement not to exist.

26. 37° 27. 59° 28. 89°

Supp: $180 - 37 = 143^\circ$

comp: $90 - 37 = 53^\circ$

29. 111° 30. 3° 31. 90°

© 2013 MATHEMATICS VISION PROJECT | MVP
In partnership with the Utah State Office of Education
Licensed under the Creative Commons Attribution-NonCommercial-ShareAlike 3.0 Unported license

8.50 x 11.00 in

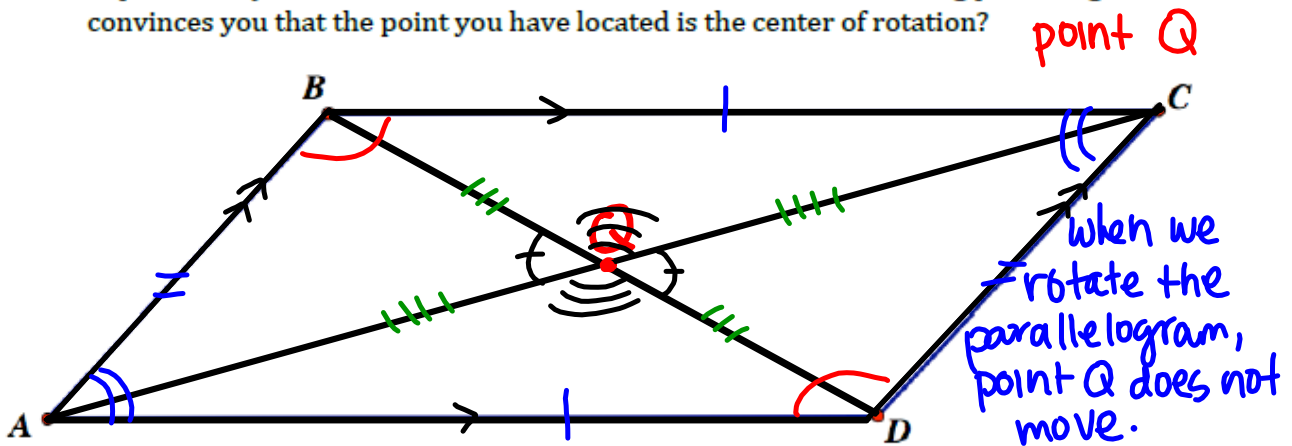
5.6 Parallelogram Conjectures and Proof

A Solidify Understanding Task

In Mathematics I you made conjectures about properties of parallelograms based on identifying lines of symmetry and rotational symmetry for various types of parallelograms. Now that we have additional knowledge about the angles formed when parallel lines are cut by a transversal, and we have criteria for convincing ourselves that two triangles are congruent, we can more formally prove some of the things we have noticed about parallelograms.



1. Explain how you would locate the center of rotation for the following parallelogram. What convinces you that the point you have located is the center of rotation?



2. If you haven't already, draw one or both of the diagonals in the above parallelogram. Use this diagram to prove this statement: *opposite sides of a parallelogram are congruent*

$\left. \begin{array}{l} \overline{BC} \cong \overline{AD} \\ \overline{AB} \cong \overline{CD} \end{array} \right\} \text{ IF we translate the figure downward, } \\ \text{BC was an identical length to AD.} \\ \text{The same with AB \& CD.}$

3. Use this diagram to prove this statement: *opposite angles of a parallelogram are congruent*

$\left. \begin{array}{l} \angle B \cong \angle D \\ \angle A \cong \angle C \end{array} \right\} \text{ Prove it is true w/ rotations.}$

4. Use this diagram to prove this statement: *the diagonals of a parallelogram bisect each other*

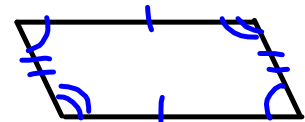
$\left. \begin{array}{l} \overline{BQ} \cong \overline{DQ} \\ \overline{AQ} \cong \overline{CQ} \end{array} \right\} \text{ Prove with } \cong \Delta\text{s or translations.}$

The statements we have proved above extend our knowledge of properties of all parallelograms: not only are the opposite sides parallel, they are also congruent; opposite angles are congruent; and the diagonals of a parallelogram bisect each other. A parallelogram has 180° rotational symmetry around the point of intersection of the diagonals—the center of rotation for the parallelogram.

5. Consider the following statements. If you think the statement is true, create a diagram and write a convincing argument to prove the statement.

a. If opposite sides and angles of a quadrilateral are congruent, the quadrilateral is a parallelogram.

Yes...




b. If opposite sides of a quadrilateral are congruent, the quadrilateral is a parallelogram.

Yes ... SSS $\Delta \cong$ w/ one diagonal



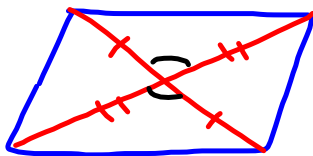
c. If opposite angles of a quadrilateral are congruent, the quadrilateral is a parallelogram.

Yes...?



d. If the diagonals of a quadrilateral bisect each other, the quadrilateral is a parallelogram.

Yes... SAS Δ congruence w/ one diagonal.



Homework

Finish 5.6 "Ready, Set, Go"