

Questions on 4.2 HW?

SM2 Module 4 SE.pdf - Adobe Acrobat Reader DC

File Edit View Window Help

Home Tools SM2 Module 4 SE.p... x

9 / 38 125%

**Solve for x. (You will have two answers.)**

1.  $|x| = 7$

2.  $|x - 6| = 3$

3.  $|w + 4| = 11$

4.  $-9|m| = -63$

5.  $|3d| = 15$

6.  $|3x - 5| = 11$

7.  $-|m + 3| = -13$

8.  $|-4m| = 64$

9.  $2|x + 1| - 7 = -3$

10.  $5|c + 3| - 1 = 9$

11.  $-2|2p - 3| - 1 = -11$

12. Explain why the equation  $|m| = -3$  has no solution.

**PEMDAS**

**Set**

Topic: Reading the domain and range from a graph

$$|\pm 3| = 3$$

$$x - 6 = 3 \quad x - 6 = -3$$

$$\begin{array}{r} x - 6 = 3 \\ +6 \quad +6 \\ \hline x = 9 \end{array} \quad \begin{array}{r} x - 6 = -3 \\ +6 \quad +6 \\ \hline x = 3 \end{array}$$

$$-2|2p - 3| = -10$$

$$\begin{array}{r} +1 \quad +1 \\ -2|2p - 3| = -10 \\ \hline |2p - 3| = 5 \end{array}$$

$$2p - 3 = 5 \quad 2p - 3 = -5$$

$$\begin{array}{r} +3 \quad +3 \\ 2p - 3 = 5 \\ \hline 2p = 8 \end{array} \quad \begin{array}{r} +3 \quad +3 \\ 2p - 3 = -5 \\ \hline 2p = -2 \end{array}$$

$$\frac{2p}{2} = \frac{8}{2} \quad \frac{2p}{2} = \frac{-2}{2}$$

$$p = 4 \quad p = -1$$

SM2 Module 4 SE.pdf - Adobe Acrobat Reader DC

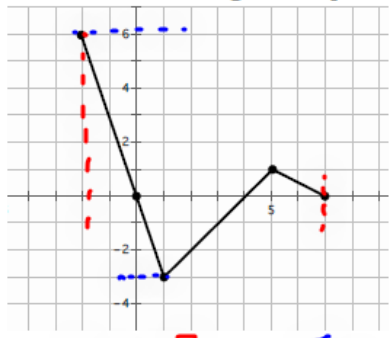
File Edit View Window Help

Home Tools SM2 Module 4 SE.p... x

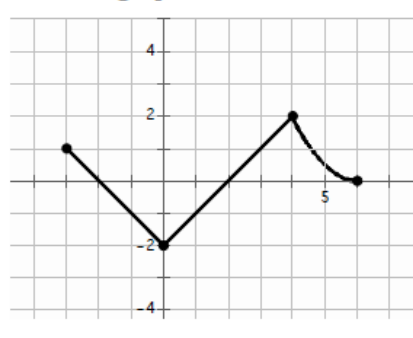
9 / 38 100%

Topic: Reading the domain and range from a graph

**State the domain and range of the piece-wise functions in the graph. Use interval notation.**

13. 

a. Domain:  $[-2, 7]$  b. Range:  $[-3, 6]$

14. 

a. Domain:                      b. Range:

© 2013 MATHEMATICS VISION PROJECT | MVP  
In partnership with the Utah State Office of Education  
Licensed under the Creative Commons Attribution-NonCommercial-ShareAlike 3.0 Unported license

8.50 x 11.00 in

SM2 Module 4 SE.pdf - Adobe Acrobat Reader DC

File Edit View Window Help

Home Tools SM2 Module 4 SE.p... x

10 / 38 100%

15. a. Interval 1 \_\_\_\_\_  
 b. Interval 2 \_\_\_\_\_  
 c. Interval 3 \_\_\_\_\_  
 d. Domain: \_\_\_\_\_

16. a. Interval 1 \_\_\_\_\_  
 b. Interval 2 \_\_\_\_\_  
 c. Interval 3 \_\_\_\_\_  
 d. Domain: \_\_\_\_\_

Handwritten notes in blue and red ink:  
 $-2 \leq x < 0$  OR  $-2 \leq x \leq 0$   
 $0 \leq x < 4$  OR  $0 \leq x \leq 4$   
 $4 \leq x \leq 6$  OR  $4 \leq x < 6$   
 $[2, 6]$

17. So far you've only seen continuous piece-wise defined functions, but piece-wise functions can also be non-continuous. In fact, you've had some real life experience with one kind of non-continuous piece-wise function. The graph below represents how some teachers calculate grades. Finish filling in the piece-wise equation. Then label the graph with the corresponding values.

$f(x) = \begin{cases} A, & x \\ B, & x \\ C, & x \end{cases}$

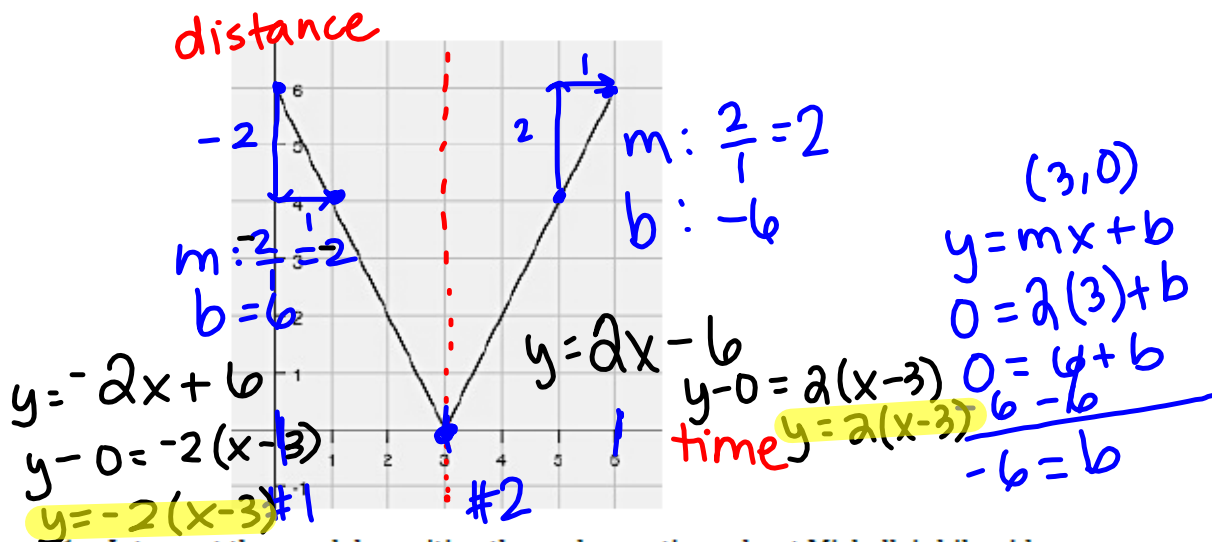

8.50 x 11.00 in

## 4.3 More Functions, with Features

### A Solidify Understanding Task



Michelle likes riding her bike to and from her favorite lake on Wednesdays. She created the following graph to represent the distance she is away from the lake while biking.



1. Interpret the graph by writing three observations about Michelle's bike ride.

- She doesn't stay at the lake, she turns right around & bikes back.
- Same amount of time to bike back (symmetrical)
- Travels at a constant speed.

2. Write a piece-wise function for this situation, with each linear function being in point-slope form using the point (3,0). What do you notice?

$$f(x) = \begin{cases} -2(x-3), & 0 \leq x < 3 \\ 2(x-3), & 3 \leq x \leq 6 \end{cases}$$

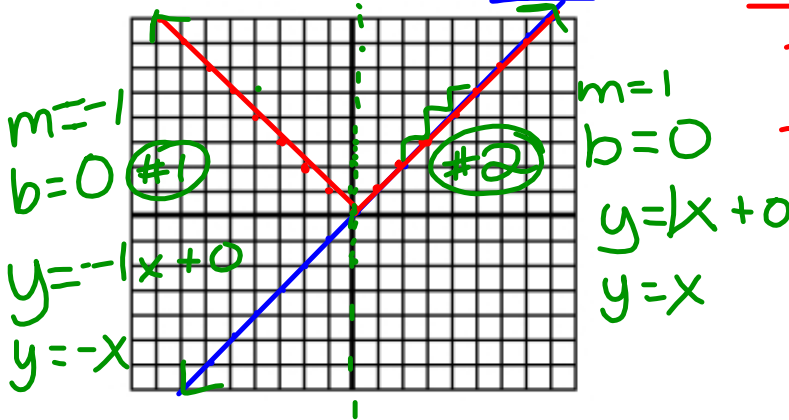
3. This particular piece-wise function is called a linear absolute value function. What are the traits you are noticing about linear absolute value functions?

- V-shape
- piece-wise function parts are the same, except the slopes are opposites.
- Symmetrical

Part II

In this part of the task, you will solidify your understanding of piece-wise and use your knowledge of transformations to make sense of absolute value functions. Follow the directions and answer the questions below.

1. Graph the linear function  $f(x) = x$



x	f(x)	g(x) =  f(x)
-3	-3	3
-2	-2	2
-1	-1	1
0	0	0
1	1	1
2	2	2
3	3	3

2. On the same set of axes, graph  $g(x) = |f(x)|$ .

3. Explain what happens graphically from  $f(x)$  to  $g(x)$ .

the  $\frac{1}{2}$  of  $f(x)$  that had negative y-values reflected across the x-axis

4. Write the piece-wise function for  $g(x)$ . Explain your process for creating this piece-wise function and how it connects to your answer in question 3.

$$g(x) = \begin{cases} -x, & x \leq 0 \\ x, & x > 0 \end{cases}$$

5. Create a table of values from  $[-4, 4]$  for  $f(x)$  and  $g(x)$ . Explain how this connects to your answer in questions 3 and 4.

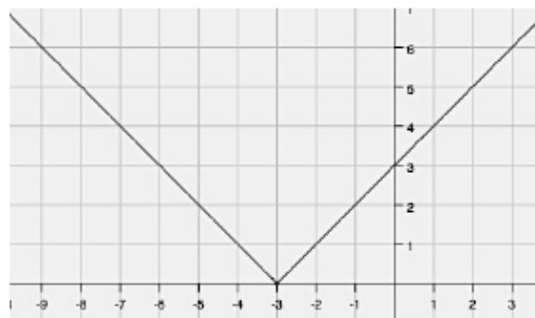
x	f(x)	g(x)
-4	-4	4
-3	-3	3
-2	-2	2
-1	-1	1
0	0	0
1	1	1
2	2	2
3	3	3
4	4	4

## Part III

6. The graph below is another example of an absolute value function. The equation of this function can be written two ways:

as an absolute value function:  $f(x) = |x + 3|$

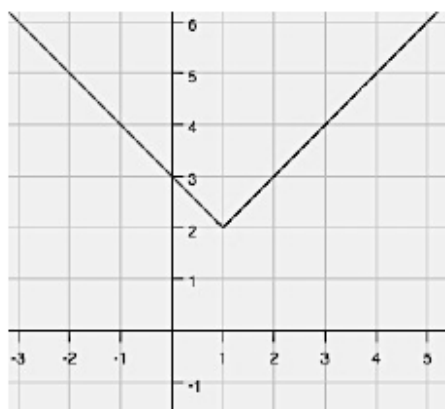
or as a piece-wise:  $f(x) = \begin{cases} -(x + 3), & x < -3 \\ (x + 3), & x \geq -3 \end{cases}$



How do these two equations relate to each other?

Below are graphs and equations of more linear absolute value functions. Write the piece-wise function for each. See if you can create a strategy for writing these equations.

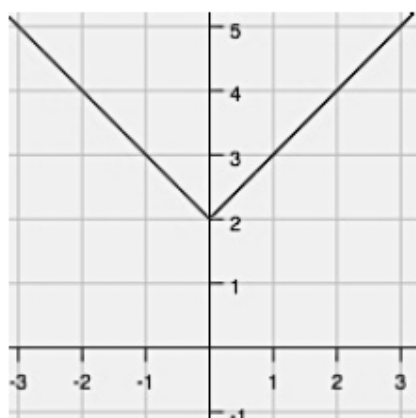
7.



Absolute value:  $f(x) = |x - 1| + 2$

Piece-wise:  $f(x) =$

8.




Absolute value:  $f(x) = |x| + 2$


Piece-wise:  $f(x) =$

Graph the following linear absolute value piece-wise functions.


$$9. f(x) = |x - 4| = \begin{cases} -(x - 4), & x < 4 \\ (x - 4), & x \geq 4 \end{cases}$$



$$10. f(x) = |x| + 1 = \begin{cases} -(x) + 1, & x < 0 \\ (x) + 1, & x \geq 0 \end{cases}$$



11.



$$\text{Piece-wise: } f(x) = \begin{cases} -3(x + 2) + 1, & x < -2 \\ 3(x + 2) + 1, & x \geq -2 \end{cases}$$

$$\text{Absolute Value: } f(x) =$$

12. Explain your method for doing the following:

- Writing piecewise linear absolute value functions from a graph.
- Writing piecewise linear absolute value functions from an absolute value function.
- Graphing absolute value functions (from either a piecewise or an absolute value equation).



Homework

Finish 4.3 "Ready, Set, Go"